



Aladdin Connect - Homework For Parents

How to use the Homework feature: A parent's view

When you sign in to your Aladdin Connect account, you will see the homework that has been set for your child / children on the Home page. You can also view homework by going to the Homework tab in your child's profile.

Homework for Tuesday 12/05/2020

Marie [Share](#)

2nd Class, Tom Barry, Aaron O'Hare:
Go on a nature walk and draw a picture of something you see. Don't forget to ask your parents to send it to me on Aladdin Connect!

Spellings: this, that, these, those.

Learning Support COVID-19:
Read the next page in your "My Read at Home" book.

Maths see attached sheet.

[★ Send your answer](#)
[🕒 Last day to send your answer is 12/05/2020](#)

[View more days](#)

Peter [Share](#)

4th Class, Mr Dargan:

Maths:
Table toppers. Page 54 "Tuesday"
Mental Maths. Page 83 Column 2
Mathletics: Area and measurement continue with the exercises for this week.
English:
Handwriting Made Easy: page 28
Write a page in your Quarantine Diary
Gaeilge: All words for Tuesday on the sheet for this week (attached)
SESE: Help your parents with a job around the house.
Don't forget to water your bean plant. You can send me a photo if you like!

[📄 Gaeilge sheet](#)

[★ Send your answer](#)

[View more days](#)

If you are using the app, you can see on the Home page when new homework / homework feedback is added for your child / children.

St Robert's National School

Noticeboard (1) Parent Teacher Meetings
Homework (1) Absences (3)
Account (2)

Back Home Menu Help Account

Homework (1)

Printing homework and how to print homework for multiple days

There is a **Print** button to allow you to conveniently print out the homework for your child. We highly recommend that you never give your child or another third-party access to your Aladdin Connect account. Instead you should use the **Print** button to print out homework for your child.

Printed by Melissa Fleming 12/05/2020

Your last successful login was on 12/05/2020 11:49

Homework for Tuesday 12/05/2020

Marie

2nd Class, Tom Barry, Aaron O'Hare:
Go on a nature walk and draw a picture of something you see. Don't forget to ask your parents to send it to me on Aladdin Connect!

Spellings: this, that, these, those.

Learning Support COVID-19:
Read the next page in your "My Read at Home" book.

Maths see attached sheet.

Peter

4th Class, Mr Dargan:
Maths:
Table toppers. Page 54 "Tuesday"
Mental Maths. Page 83 Column 2
Mathletics: Area and measurement continue with the exercises for this week.
English:
Handwriting Made Easy; page 28
Write a page in your Quarantine Diary
Gaeilge: All words for Tuesday on the sheet for this week (attached)
SESE: Help your parents with a job around the house.
Don't forget to water your bean plant. You can send me a photo if you like!

Gaeilge sheet

Advanced Maths group 4th class:
Maths worksheet attached. You can send me your answers by Friday.

Print 2 pages

Destination Save as PDF

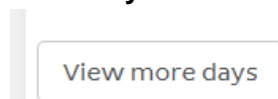
Pages All

Layout Portrait

More settings

Save Cancel

There is now an option for you to bulk print homework for multiple days at the same time. You can do this from the "Homework" tab on the student profile. Or simply click on **View more days** from the homework on the home page.



Then click the **Print** button. This will give you an option to "Tick all" days or to tick which individual days of homework you want to print.

Share Print Cancel

Tick all

Today

Tuesday 12/05/2020


Don't forget to water your bean plant. You can...

How to share homework

As well as the option to print homework, there is also an option to share homework. We highly recommend that you never give your child or another third-party access to your Aladdin Connect account. Instead you can use the **Share** button to send a link to the Homework for your child. There is a **Share** button available on the Homework on the Home page and also on the Homework tab for your child.



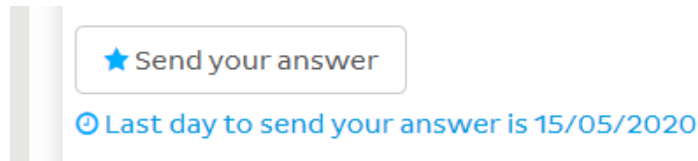
Clicking or tapping the “Share” button brings you to a sharable live link for your child’s homework. The link is copied to the clipboard and you can paste it into a message / email etc. to the desired recipient. The link updates daily to show the homework for the day. At the end of the week the link will expire and you will need to generate a new link.



Please note: You, as the parent, will need to log into your Aladdin Connect account to be able to submit homework answers. Homework answers **cannot** be submitted via the shareable link.

How to send homework to the teacher

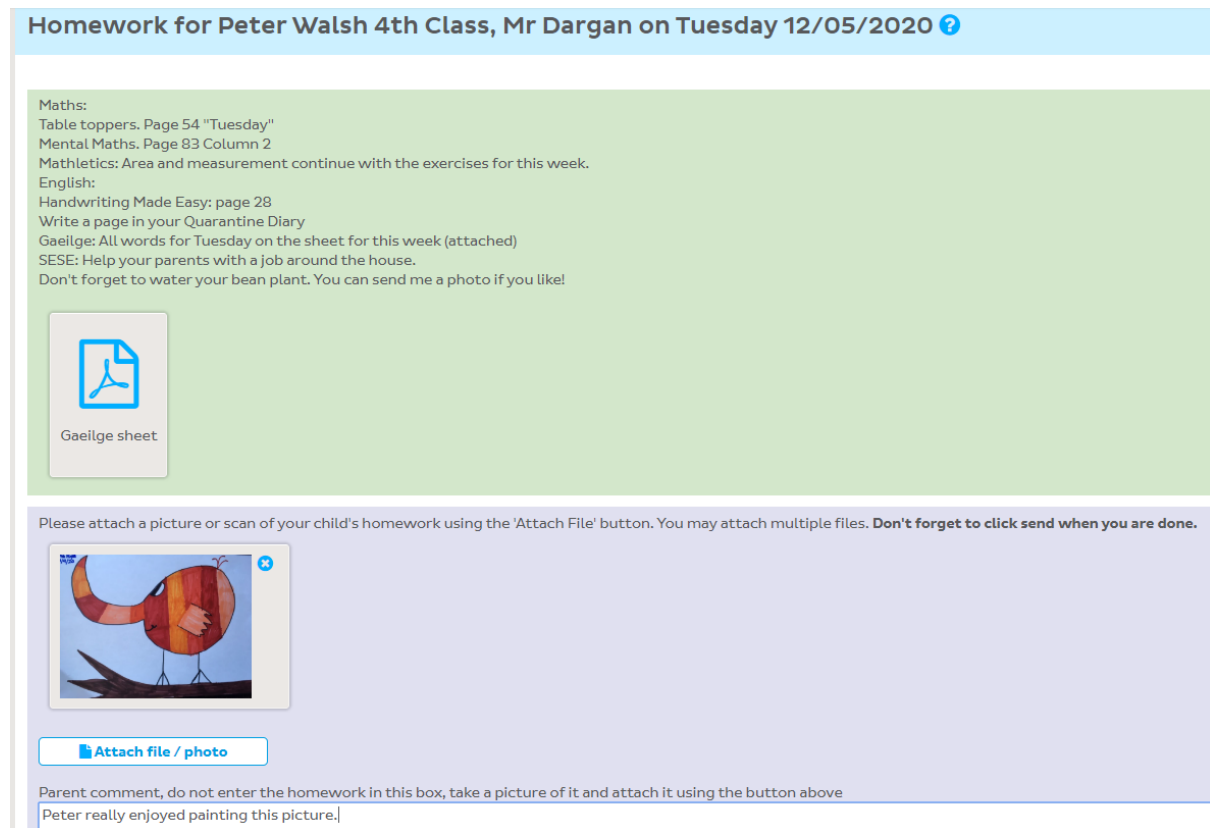
You have the option to “Send your answer” for any homework days that a teacher has allowed homework answers to be uploaded.



Once your child has completed their homework, click on “Send your answer”. This will bring you to a screen where you can attach files / photos and also type comments for the teacher. You can easily attach files / photos of your child’s homework by clicking on **Attach file / photo**.



Note: Parents should **always** upload content to Aladdin Connect **on behalf of their child** and we firmly recommend that you **never** give your phone to your child to allow them to upload files / photos / content themselves.

A screenshot of the homework submission interface. At the top, it says "Homework for Peter Walsh 4th Class, Mr Dargan on Tuesday 12/05/2020". Below this, there is a list of homework tasks for Maths, English, and Gaelige. A PDF icon is shown with the label "Gaeilge sheet". Below the tasks, there is a message: "Please attach a picture or scan of your child's homework using the 'Attach File' button. You may attach multiple files. Don't forget to click send when you are done." Below this message, there is a photo of a child's drawing of a fish. Below the photo is the "Attach file / photo" button. At the bottom, there is a text box for a parent comment, which contains the text: "Parent comment, do not enter the homework in this box, take a picture of it and attach it using the button above" and "Peter really enjoyed painting this picture."

Please note: You should not type homework answers directly in the comments box, this box is intended for parent feedback / comments only.

Parent comment, do not enter the homework in this box, take a picture of it and attach it using the button above
Peter really enjoyed painting this picture.

Homework is intended to be sent back to the teacher in one go and to help with this, there is a button to “**Save but don't send**”. This allows you to return to your Aladdin Connect account and attach work as it is completed throughout the day / week.

Please attach a picture or scan of your child's homework using the 'Attach File' button. You may attach multiple files. **Don't forget to click send when you are done.**



Attach file / photo

Parent comment, do not enter the homework in this box, take a picture of it and attach it using the button above
Peter really enjoyed painting this picture.
He didn't complete all the Irish homework.
We watched the video and he wrote the story of Cu Chulainn

Save but don't send

Once you have all homework files for today saved/uploaded you must press send.

When all homework is completed, you can click the **Send** button to send all homework to the teacher. You should only click this button once **all** homework assignments in **all** subjects set by the teacher have been completed.

Send

You will see a message letting you know that you will not be able to add or remove files or edit your comment once the homework has been sent. You will be asked to confirm that you wish to send the homework and when you click the “**Yes, send**” button then the homework will be submitted to the teacher.

⚠ You will not be able to add/remove files or edit your comment after sending. Please press 'Save but don't send' if you will have further files to add to todays homework. Are you sure you want to send it?

← Not yet

↪ Yes, send

How parents view Homework Answers

Once homework has been submitted, it will appear in your Aladdin Connect account with the option to “View your answer”.

The screenshot displays two columns of homework submissions. The left column is for Marie, and the right column is for Peter. Each submission includes a 'Share' button and a 'View more days' button. Marie's submission includes a 'Send your answer' button and a note about the last day to send answers (12/05/2020). Peter's submission includes a 'View your answer' button, which is highlighted with a red arrow. A 'Print' button is located at the bottom left of the interface.

You will be able to view answers / completed work and comments but you **will not** be able to make changes to submitted homework once it has been sent to the teacher. You will still be able to send answers for any other groups / associated classes that your child / children is a member of.

If you have uploaded some homework but not yet pressed the “Send” button then it will appear on the Home page as “Homework not sent”. This helps you to keep track of homework that has not yet been submitted to the teacher.

The screenshot shows a section titled "Homework not sent" with a yellow background. Below the title, there is a message: "You have homework that was started but has not been sent. Click on a date to send it." A button below the message displays the date "12/05/2020 Marie Learning Support COVID-19".

If a teacher has given feedback for homework this will appear on the Home page as “New homework feedback”.

New homework feedback

You have unread teacher responses to your submitted homework. Click on a date to view the response.

12/05/2020 Peter 4th Class, Mr Dargan

If your child's school is using the homework answers feature, then you will have a Homework Answers tab in your child's profile where you can view a list of all homework with answers allowed. Homework for all classes / associated classes / groups your child is a member of is included on this tab.

Peter Walsh
4th Class, Mr Dargan

- Details
- Attendance
- Money
- Noticeboard
- Report cards
- Test & Assessment Results
- Books
- Meetings
- Homework
- Homework Answers**
- Permissions

Homework Answers

Total: 41, Submitted: 5, No answer: 36

Filter by Status: All Target: All

View	Date	For	Status	Teacher Responses
▶	15/05/20	Learning Support COVID-19	No answer Due on 17/05/2020	★ Send your answer 🕒 Last day to send your answer is 17/05/2020
▶	15/05/20	Advanced Maths group 4th class	No answer Due on 17/05/2020	★ Send your answer 🕒 Last day to send your answer is 17/05/2020
▶	15/05/20	4th Class, Mr Dargan	No answer Due on 17/05/2020	★ Send your answer 🕒 Last day to send your answer is 17/05/2020

The Homework Answers tab allows you to easily see if there has been any homework missed. You can click to expand any item on the Homework Answers tab to view it in detail.

Attendance

- Money
- Noticeboard
- Report cards
- Test & Assessment Results
- Books
- Meetings
- Homework
- Homework Answers**

Filter by Status: All Target: All

View	Date	For	Status	Teacher Responses
▼	15/05/20	Learning Support COVID-19	No answer Due on 17/05/2020	★ Send your answer 🕒 Last day to send your answer is 17/05/2020

Homework Set
Read the next page in your "My Read at Home" book.

Maths see attached sheet.

From the "Homework Answers" tab, you can click on "Send your answer" to send your child's homework answers. Parents can also keep track of teacher feedback from the Homework Answers tab.

▶	12/05/20	4th Class, Mr Dargan	Submitted 3 files attached		This is excellent Peter. Well done! I love your pi...
---	----------	----------------------	----------------------------	---	---